

<epam>

ABOUT EPAM

WE ARE DESIGNERS, ARCHITECTS AND ENGINEERS WHO ENABLE OUR CUSTOMERS TO BE COMPETITIVE AND DISRUPTIVE IN THE MARKETPLACE THROUGH
INNOVATIVE TECHNOLOGY SOLUTIONS
WHILE HELPING THEM TO NAVIGATE SUCCESSFULLY THROUGH MULTIPLE WAVES OF TECHNOLOGY CHANGE.

HELPING OUR CUSTOMERS BE MORE COMPETITIVE AND DELIVERING **SOLUTIONS** THROUGH BEST IN-CLASS ENGINEERING COMBINED WITH STRATEGY, CONSULTING AND INNOVATION SERVICES

WE ADOPT A **GLOBAL GROWTH STRATEGY**, THINKING AND ACTING LIKE START-UPS, WORKING IN MULTIDISCIPLINARY TEAMS AND DELIVERING RESULTS. RELENTLESSLY. WITH A QUALITY OF DEVELOPER'S DEVELOPER.



54,484	1.17	61,994	1.28	69,641	1.40	84,456	1.62	23,899	0.45
6,826	.016	13,150	0.27	24,620	0.50	45,833	0.88	10,964	0.21
2,809	0.06	4,823	0.10	8,648	0.17	13,695	0.26	3,644	0.07
2,843	0.06	3,910	0.08	7,143	0.14	13,448	0.26	3,010	0.06
1,174	0.03	4,417	0.09	8,829	0.18	18,690	0.36	4,310	0.08
500	0.01	218	0.00	904	0.02	733	0.01		
				2,241	0.05				
1,024	0.02	2,785	0.06	5,414	0.11	5,414	0.10	1,693	0.03
				1,924	0.04				
584	0.01	(807)	(0.02)	3,845	0.08	741	0.01		
2,084	0.05	2,800	0.06	2,075	0.04	4,629	0.08	1,388	0.03
(3,136)	(0.07)	(3,856)	(0.08)	(10,562)	(0.21)	(13,254)	(0.25)	(3,136)	(0.06)
62,366	1.34	76,284	1.58	100,102	2.01	128,552	2.47	34,808	0.66



6/10/2016	72.7	72.82	71.46	71.54	284900	71.54
6/9/2016	73.99	74.34	72.92	73.36	693100	73.36
6/8/2016	75.57	75.74	74.41	74.5	421900	74.5
6/7/2016	76.18	76.65	75.22	75.27	269700	75.27
6/6/2016	75.34	76.53	74.64	76.18	260900	76.18
6/3/2016	75.99	75.99	74.21	75.54	267400	75.54
6/2/2016	75.86	75.93	75.07	75.93	229100	75.93
6/1/2016	76.06	76.28	74.91	75.95	304400	75.95
5/31/2016	75.84	76.68	75.2	76.51	407200	76.51
5/27/2016	74.56	75.9	74.42	75.74	461100	75.74
5/26/2016	74.98	74.98	74.12	74.55	276200	74.55
5/25/2016	75	75.43	74.32	74.62	308800	74.62
5/24/2016	72.59	74.98	71.95	74.69	319800	74.69
5/23/2016	72.57	72.87	71.96	72.11	171300	72.11
5/20/2016	71.14	73	71.1	72.61	328300	72.61
5/19/2016	71.53	72.72	70.34	70.85	329700	70.85
5/18/2016	70.92	72.6	70.36	72.06	356600	72.06
5/17/2016	72.61	72.95	70.71	71.04	487200	71.04
5/16/2016	71.93	73.38	71.01	72.9	499000	72.9



42



VISUALIZATION



FOUNDED IN

1993

US
HEADQUARTERED
PUBLIC COMPANY
(NYSE:EPAM)

Q1 2016
Revenue
\$264.5M

2016 Revenue
Guidance
\$1.15B



17,000+
Engineers, designers
and consultants

**CONSTANT
GROWTH**

21
Reported Consecutive
Quarters
20+%
YOY organic growth





4
Continents
25
Countries



REVENUE BY GEOGRAPHY

North America	58%
Europe	36%
APAC	2%
CIS	4%

INDUSTRY FOCUS

27%  Financial Services	24%  Travel & Consumer	21%  Software & Hi-tech
6%  Emerging	14%  Media & Entertainment	8%  Life sciences & Healthcare

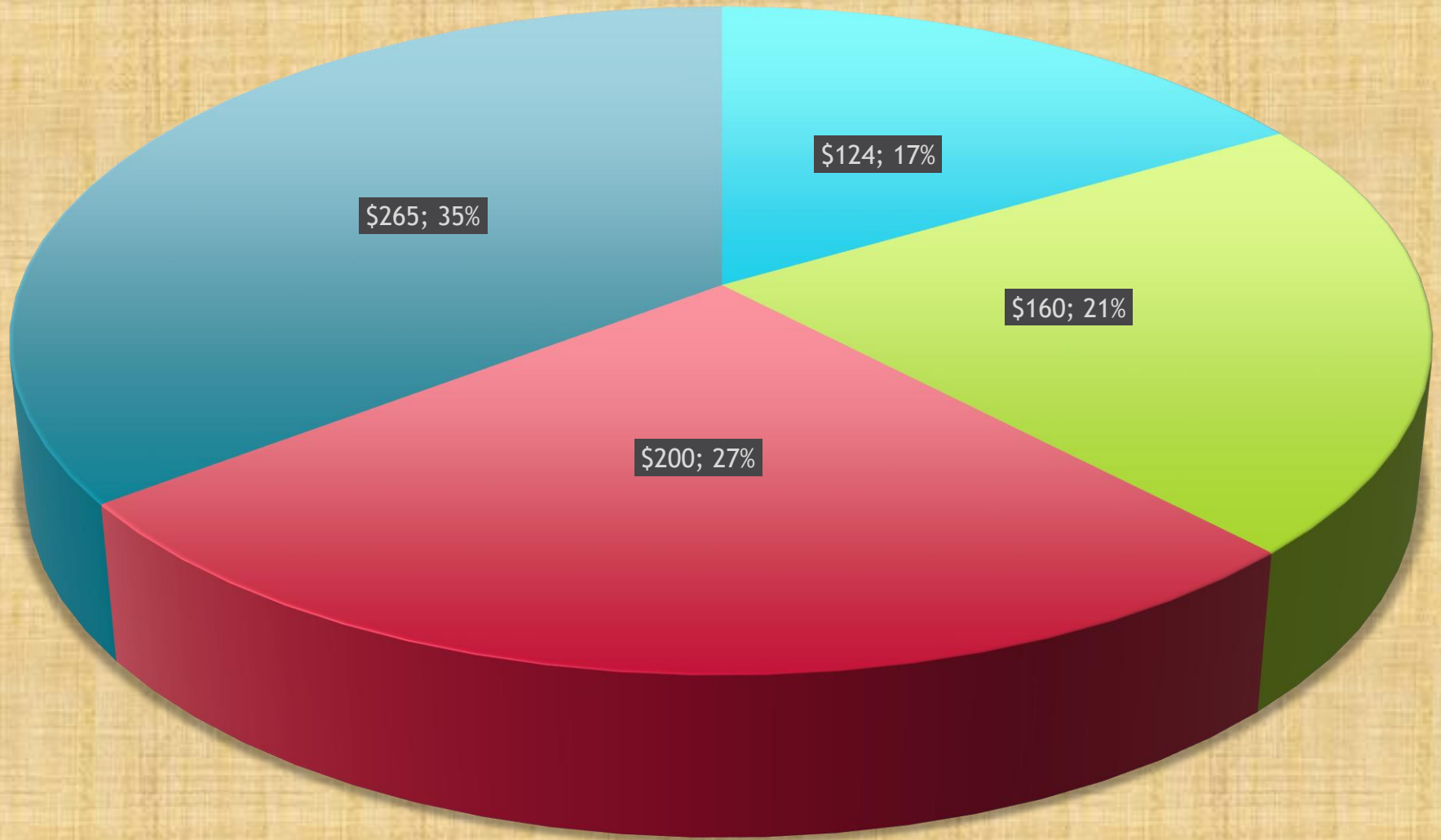
SERVICE MIX

- Software Engineering & Product/Platform Development
- QA and Test Automation
- Managed Services
- Infrastructure & Licensing



2016 Q1
REVENUE
\$264.5M

REVENUE of Q1 (\$ In millions)



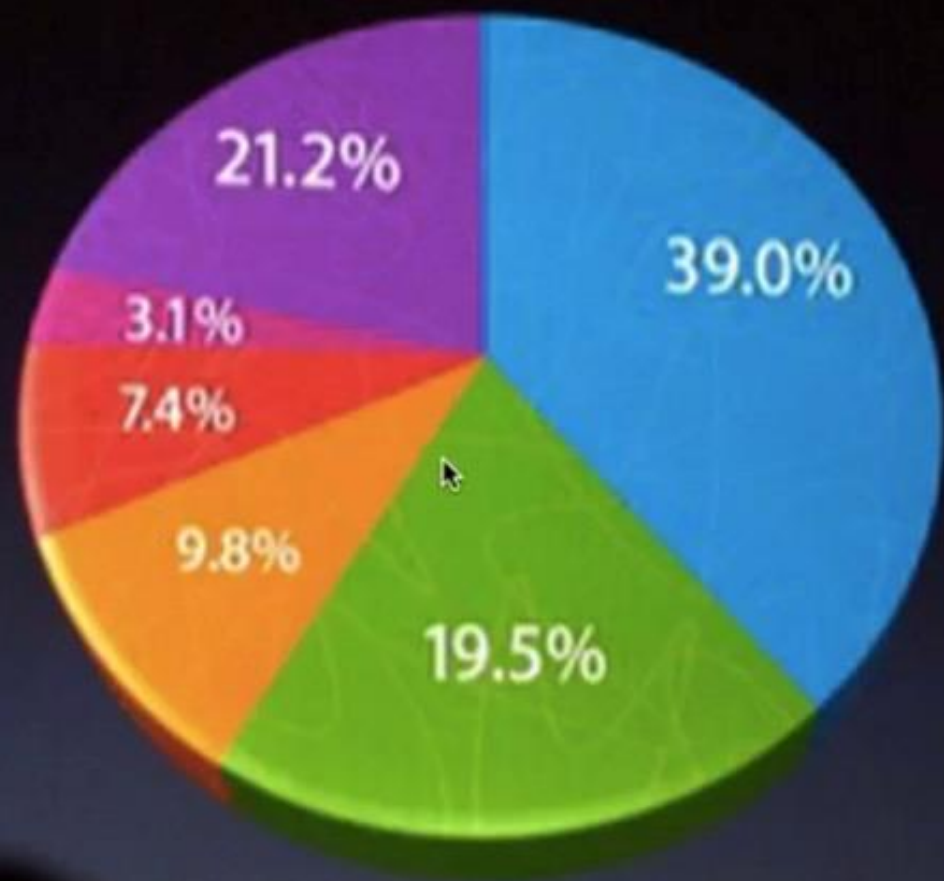

■ 2013 ■ 2014 ■ 2015 ■ 2016

REVENUE of Q1 (\$ In millions)

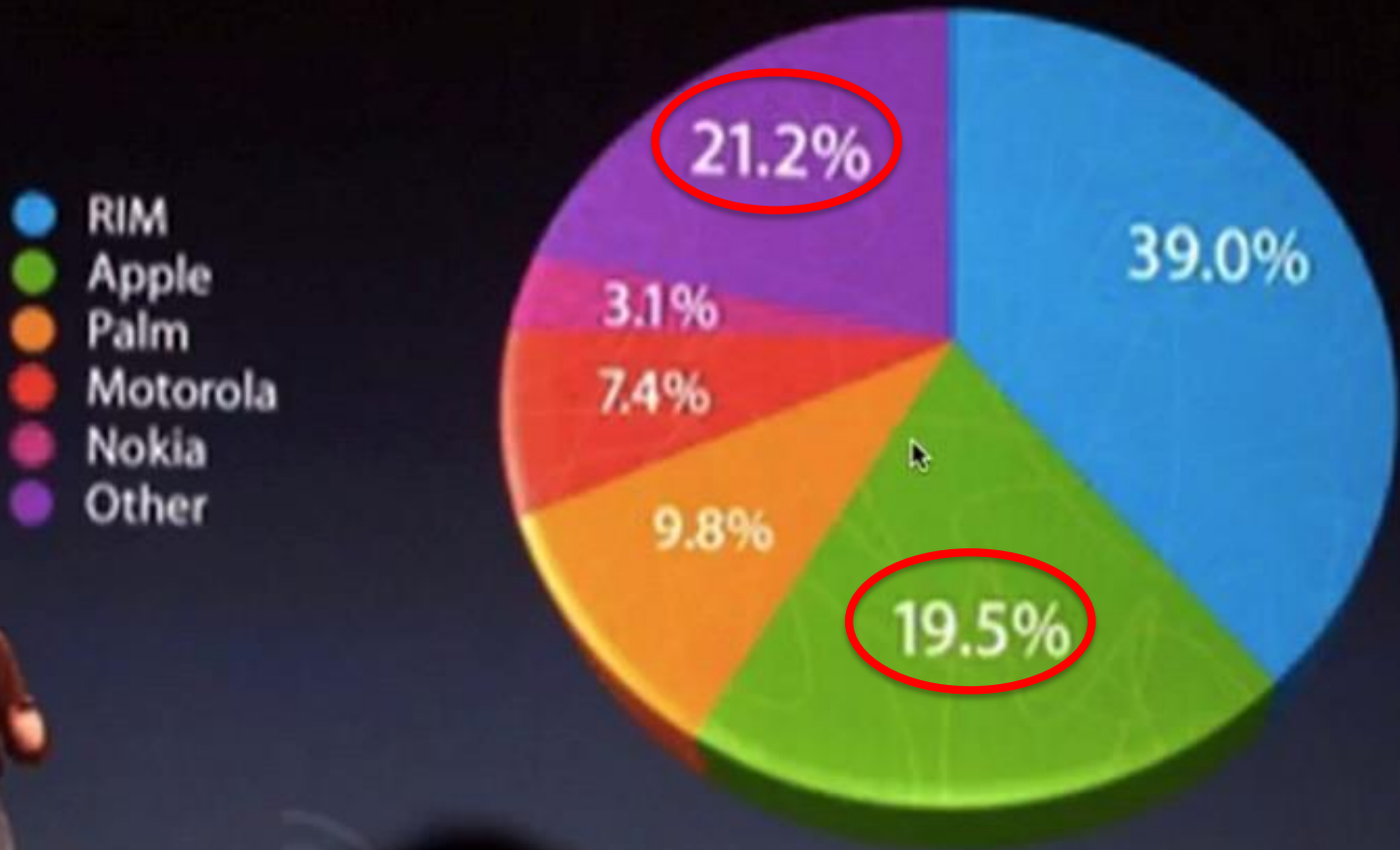


■ 2013 ■ 2014 ■ 2015 ■ 2016

U.S. SmartPhone Marketshare

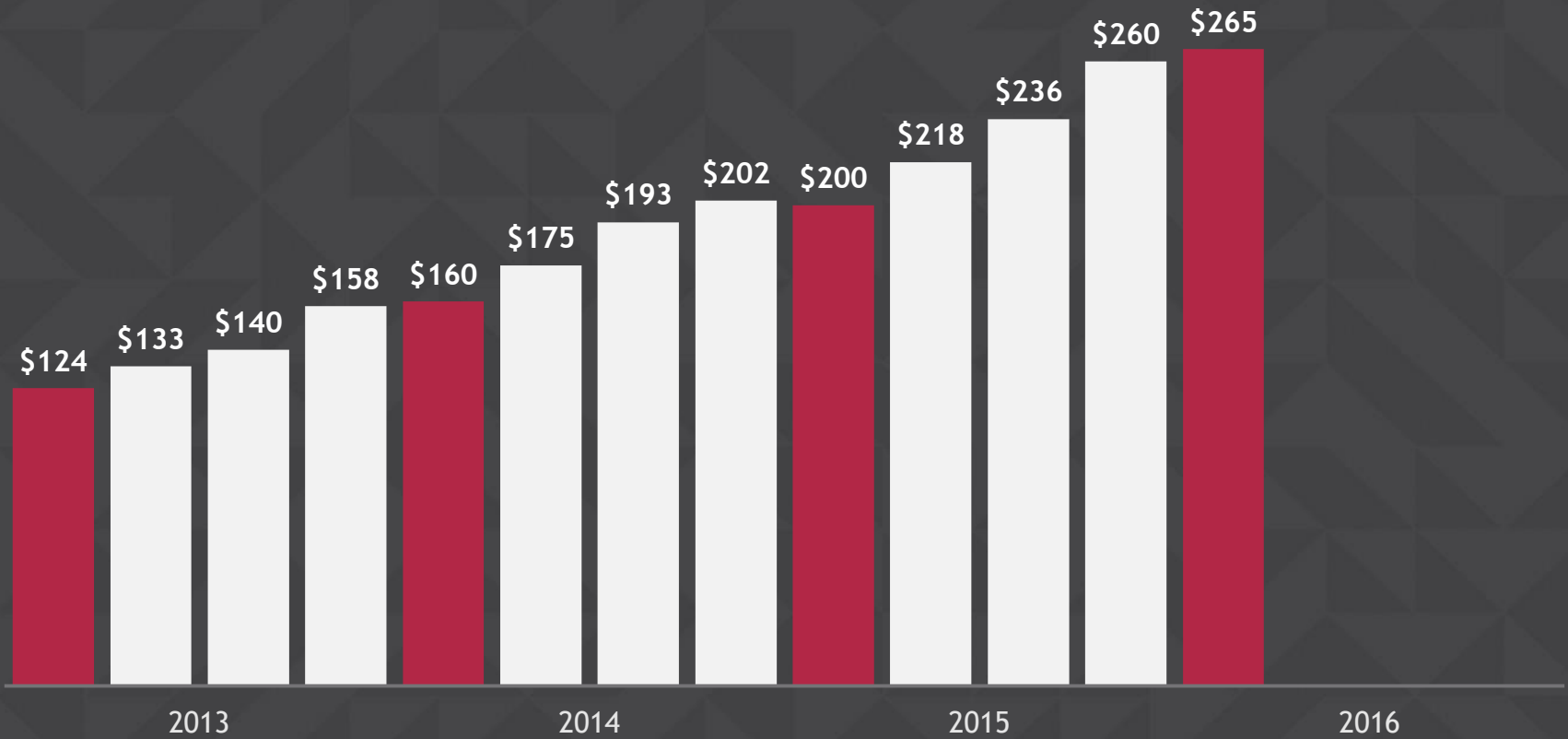


U.S. SmartPhone Marketshare





Revenue per Quarter (\$ millions)





2016 REVENUE
GUIDANCE
\$1.15B



DATA

=

POWER



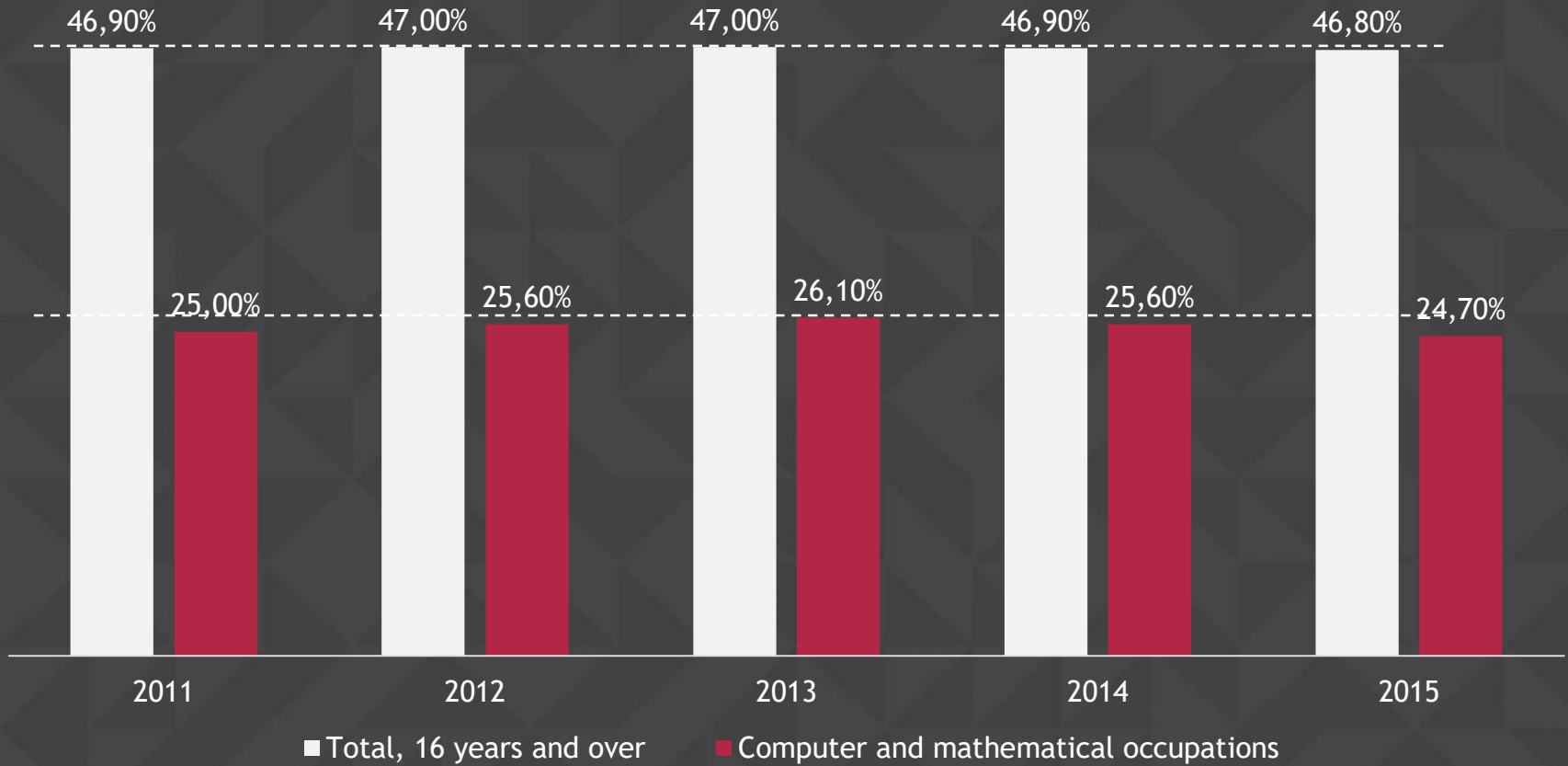
POWER

=

RESPONSIBILITY



EMPLOYED WOMEN BY OCCUPATION





SKOOL KÓDGARÁZS



CHANGE
THE
WORLD

<epam>